



2019 REFERENCE

Product Catalog



- Oracle Audio Interconnects
- Oracle Speaker Interfaces
- Reference Power Products



MIT
Music Interface Technologies™

More than Just Cable!®

Terms of Sale

- 3% 30, Net 31-from ship date (date of invoice). OAC
- Prompt payment discounts will be honored only if paid within terms of invoice. No exceptions.
- A monthly fee of 1% will be charged on all delinquent accounts. (12% per annum).
- **Make all payments to CVTL, Inc. Prepaid with Credit Card** (American Express, Master Card or Visa) or **Wire transfer**.

International payments by wire transfer only.

Use the following address for all wire transfers:

CVTL, Inc., Bank of America-49 and Bell Branch, Auburn, CA USA 95604 Swift Code: BOFAUSA3N
ABA (or routing/transit number) 0260-0959-3; Account number: 12589-07306

Freight

- Orders over \$500 receive prepaid ground shipping.
- Freight is not prepaid on spooled goods.
- Faster service always available at additional cost.
- All shipments F.O.B., 4130 Citrus Ave., #5, Rocklin, California 95677.

Sales Policy

- These terms and conditions are subject to change without notice.
- Owing to our policy of continually improving product and processes, MIT reserves the right to change products, specifications and pricing without notice.

Return Policy

- All returns must be authorized by MIT Customer Service with a return authorization (RMA) number.
- RMA numbers must be clearly marked on the outside of the package.
- Returns without RMA numbers on the outside of the package will be refused.
- RMA numbers may be obtained by calling (916) 625-0129, faxing (916) 625-0149 or e-mailing customerservice@mitcables.com with the following details:
 - proof of purchase • quantity • model • description • reason for return
- Proof of Purchase is required for all warranty repairs.
- All special orders (custom length/custom terminations) are non-cancelable and non-returnable.
- Ship returns with qualified RMA# to 4130 Citrus Ave., #5, Rocklin, CA 95677.

Service Fee

- Most special orders can be completed for additional charge. Please call 916-625-0129 or e-mail info@mitcables.com for pricing.

Contents

Section

	Section
1 Oracle Audio Interconnects <i>Analog and Digital audio interfaces</i>	1
2 Oracle Speaker Interfaces <i>A full line of quality speaker cables</i>	2
3 Reference Power Products <i>Clean power for AC and video</i>	3

Reference Products Production & Shipping

All Oracle products are built to order. Please call the sales department for an estimated delivery time.

Limited Lifetime Warranty - Life of Product

By registering your MIT product within 90 days of purchase, your MIT product warranty will be extended to Limited Lifetime, or to 12 months for Z series filters, to the original owner. To register online please go to <http://www.mitcables.com> and complete the online form. If you prefer to mail it, you can fill out the enclosed warranty card and return it to MIT.

IMPORTANT: Oracle Series products MUST INCLUDE THE SERIAL NUMBER to extend to Limited Lifetime Warranty

FAILURE TO REGISTER WILL RESULT IN THE WARRANTY PERIOD BEING LIMITED TO A PERIOD OF 90 DAYS ONLY



Oracle Matrix HD 50 Interconnects*Section/Page***Oracle Matrix HD 50 Rev. 2***Single-Ended*

1.2

XLR Balanced

1.2

Oracle MA Interconnects**Oracle MA Rev. 1***Single-Ended*

1.3

XLR Balanced

1.3

Oracle MA-X Interconnects**Oracle MA-X Rev. 3***Single-Ended*

1.4

XLR Balanced

1.4

Oracle MA-X SHD Interconnects**Oracle MA-X SHD***Single-Ended*

1.5

XLR Balanced

1.5

Oracle MA Digital Interconnects*Section/Page***Oracle MA Rev. 2***Single-Ended*

1.6

AES/EBU

1.6

Oracle MA-X Digital Interconnects**Oracle MA-X***Single-Ended*

1.7

AES/EBU

1.7

Oracle MA-X Phono Interconnects**Oracle MA-X Phono**

1.8

Oracle MA-X SHD Phono**NEW!**

1.9

Oracle Matrix HD 50 Revision 2 Audio Interconnects



Using the award winning (*The Absolute Sound* Editor's Choice Award 2013, 2014 and 2015) Oracle Matrix 50 as its foundation, the new Oracle Matrix 50 Rev.2 now includes A.A.R.M., giving you an unparalleled adaptable performance. The Rev.2 comes standard in our patented "V" configuration for strain relief (can also be ordered in a straight through configuration).

Oracle Matrix HD 50 Rev. 2 Interconnect, *single-ended*

- 50 Poles of Articulation
- A.A.R.M. (Adjustable Articulation Response Module)
- Impedance Matching—*Switchable* up to 3 meters. Please specify Low (5-50 k Ω), Mid (40-100 k Ω) or High (90 k Ω & Up) Impedance for lengths over 4 meters.
- Patented V-Configuration for strain relief. (Can be special ordered in a straight through Configuration)

SKU	PRODUCT	QUANTITY	LENGTH
ORAIMTRX50.2-1	Oracle Matrix HD50	1 pr.	1 m (3.3 ft.)
ORAIMTRX50.2-1.5	" "	1 pr.	1.5 m (4.9 ft.)
ORAIMTRX50.2-2	" "	1 pr.	2 m (6.6 ft.)
ORAIMTRX50.2-3	" "	1 pr.	3 m (10 ft.)

Additional lengths available in 1 meter increments: Consult Price Sheet.

1/2 pairs available

Oracle Matrix HD 50 Rev. 2 Interconnect, *balanced XLR*

- 53 Poles of Articulation
- A.A.R.M. (Adjustable Articulation Response Module)
- Impedance Matching—*Switchable* up to 3 meters. Please specify Low (5-50 k Ω), Mid (40-100 k Ω) or High (90 k Ω & Up) Impedance for lengths over 4 meters.
- Patented V-Configuration for strain relief. (Can be special ordered in a straight through Configuration)

SKU	PRODUCT	QUANTITY	LENGTH
ORAIMTRX50.2P-1	Oracle Matrix HD50 XLR	1 pr.	1 m (3.3 ft.)
ORAIMTRX50.2P-1.5	" "	1 pr.	1.5 m (4.9 ft.)
ORAIMTRX50.2P-2	" "	1 pr.	2 m (6.6 ft.)
ORAIMTRX50.2P-3	" "	1 pr.	3 m (10 ft.)

Additional lengths available in 1 meter increments:

Consult Price Sheet.

1/2 pairs available



Balanced (XLR) Connectors



Tip: Read about Impedance Switching (page A2) & A.A.R.M technology (page A3)



Oracle MA Revision 1 Audio Interconnects



Based on the 2008 *Product of the Year* award-winning Oracle MA, the Oracle MA returns as the Rev. 1 with updated networks boasting more poles of articulation. The Rev. 1 produces full timbre with natural and rich textures that remain thick and dense, ensuring voices and instruments do not lose their natural harmonics.

The Oracle MA Rev.1 comes in the patented "V" configuration for a cleaner install with strain relief.

Oracle MA Rev. 1 Interconnect, *single-ended*

- 95 Poles of Articulation
- Impedance Matching—*Switchable* up to 3 meters. Please specify Low (5-50 k Ω), Mid (40-100 k Ω) or High (90 k Ω & Up) Impedance for lengths over 4 meters.
- Patented V-Configuration for strain relief. (Can be special ordered in a straight through Configuration)

SKU	PRODUCT	QUANTITY	LENGTH
ORAMA.1-1	Oracle MA Rev. 1	1 pr.	1 m (3.3 ft.)
ORAMA.1-1.5	" " "	1 pr.	1.5 m (4.9 ft.)
ORAMA.1-2	" " "	1 pr.	2 m (6.6 ft.)
ORAMA.1-3	" " "	1 pr.	3 m (10 ft.)

Additional lengths available in 1 meter increments: Consult Price Sheet.

1/2 pairs available



Oracle MA Rev. 1 Interconnect, *balanced XLR*

- 98 Poles of Articulation
- Impedance Matching—*Switchable* up to 3 meters. Please specify Low (5-50 k Ω), Mid (40-100 k Ω) or High (90 k Ω & Up) Impedance for lengths over 4 meters.
- Patented V-Configuration for strain relief. (Can be special ordered in a straight through Configuration)

SKU	PRODUCT	QUANTITY	LENGTH
ORAMA.1P-1	Oracle MA Rev. 1 XLR	1 pr.	1 m (3.3 ft.)
ORAMA.1P-1.5	" " "	1 pr.	1.5 m (4.9 ft.)
ORAMA.1P-2	" " "	1 pr.	2 m (6.6 ft.)
ORAMA.1P-3	" " "	1 pr.	3 m (10 ft.)

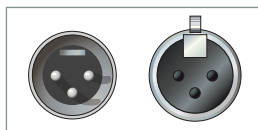


Balanced (XLR) Connectors

Additional lengths available in 1 meter increments:

Consult Price Sheet.

1/2 pairs available



Tip: Read about Balanced XLR cables and their advantages on Page A2



Oracle MA-X Revision 3 Audio Interconnects




Our third revision of the Oracle MA-X Interconnect builds upon its adjustable articulation predecessor with added textures, timbres and harmonics that perfectly compliment any of the Oracle speaker interfaces. The

Oracle MA-X Rev.3 now boasts 100 Poles of articulation. Timbre is fuller, richer, and more natural. Voices instruments are "painted" on a noise-free background and portrayed with a large lifelike soundstage, remaining rock solid over an even greater dynamic range.



**Absolute Sound
Editor's Choice**
2010, 2011, 2012
2013, 2014, 2015

Oracle MA-X Rev. 3 interconnect, *single-ended*

- 100 Poles of Articulation
- A.A.R.M. (Adjustable Articulation Response Module)
- Impedance Matching—*Switchable* up to 3 meters. Please specify Low (5-50


kΩ), Mid (40-100 kΩ) or High (90 kΩ & Up) Impedance for lengths over 4 meters.

- Patented V-Configuration for strain relief. (Can be special ordered in a straight through Configuration)

SKU	PRODUCT	QUANTITY	LENGTH
ORAMA -X3-1	Oracle MA-X Rev.3	1 pr.	1 m (3.3 ft.)
ORAMA -X3-1.5	" " "	1 pr.	1.5 m (4.9 ft.)
ORAMA -X3-2	" " "	1 pr.	2 m (6.6 ft.)
ORAMA -X3-3	" " "	1 pr.	3 m (10 ft.)

Additional lengths available in 1 meter increments: Consult Price Sheet.

1/2 pairs available

Oracle MA-X Rev. 3 interconnect, *balanced XLR*

- 103 Poles of Articulation
- A.A.R.M. (Adjustable Articulation Response Module)
- Impedance Matching—*Switchable* up to 3 meters. Please specify Low (5-50 kΩ), Mid (40-100 kΩ) or High (90 kΩ & Up) Impedance for lengths over 4 meters.
- Patented V-Configuration for strain relief. (Can be special ordered in a straight through Configuration)

SKU	PRODUCT	QUANTITY	LENGTH
ORAMA -XP3-1	Oracle MA-X Rev.3 XLR	1 pr.	1 m (3.3 ft.)
ORAMA -XP3-1.5	" " "	1 pr.	1.5 m (4.9 ft.)
ORAMA -XP3-2	" " "	1 pr.	2 m (6.6 ft.)
ORAMA -XP3-3	" " "	1 pr.	3 m (10 ft.)

Balanced (XLR) Connectors

Additional lengths available in 1 meter increments:

Consult Price Sheet.

1/2 pairs available



Tip: Read about Multipole Technology on Page A1



Oracle MA-X Super High-Definition Audio Interconnects

Engineers at MIT Cables understand that every piece of music is formed on a foundation built from the percussion and bass instruments. Our new SHD

interconnect works to control and properly interface the lowest of the bass regions. The SHD interconnect allows your system to articulate down to 10hz, well below the lowest note of a typical recording. This lowest region of the audio spectrum is an area not previously addressed in terms of articulation contrast. The SHD also controls the delicate ambient reflections from surrounding ceilings, walls, and stage floors in the recording venue, SHD technology can deliver the most natural, enthralling listening experience ever thought possible.



Selectable articulation!

Oracle MA-X SHD interconnect, single-ended

- 110 Poles of Articulation
- Low frequency articulation on/off for tuning flexibility
- A.A.R.M. (Adjustable Articulation Response Module)
- Impedance Matching—*Switchable* up to 3 meters. Please specify Low (5-50 kΩ), Mid (40-100 kΩ) or High (90 kΩ & Up) Impedance for lengths over 4 meters.
- Patented V-Configuration for an easy install with strain relief. (Can be special ordered in a straight through Configuration)

SKU	PRODUCT	QUANTITY	LENGTH
ORAMA-XSHD-1	Oracle MA-X SHD	1 pr.	1 m (3.3 ft.)
ORAMA-XSHD-1.5	" "	1 pr.	1.5 m (4.9 ft.)
ORAMA-XSHD-2	" "	1 pr.	2 m (6.6 ft.)
ORAMA-XSHD-3	" "	1 pr.	3 m (10 ft.)

Additional lengths available in 1 meter increments: Consult Price Sheet.

1/2 pairs available



110xSHD
MULTIPOLE
Super High Definition

Oracle MA-X SHD interconnect, balanced XLR

- 113 Poles of Articulation
- Low frequency articulation on/off for tuning flexibility
- A.A.R.M. (Adjustable Articulation Response Module)
- Impedance Matching—*Switchable* up to 3 meters. Please specify Low (5-50 kΩ), Mid (40-100 kΩ) or High (90 kΩ & Up) Impedance for lengths over 4 meters.
- Patented V-Configuration for an easy install with strain relief. (Can be special ordered in a straight through Configuration)

SKU	PRODUCT	QUANTITY	LENGTH
ORAMA-XSHDPRO-1	Oracle MA-X SHD XLR	1 pr.	1 m (3.3 ft.)
ORAMA-XSHDPRO-1.5	" "	1 pr.	1.5 m (4.9 ft.)
ORAMA-XSHDPRO-2	" "	1 pr.	2 m (6.6 ft.)
ORAMA-XSHDPRO-3	" "	1 pr.	3 m (10 ft.)

Additional lengths available in 1 meter increments:

Consult Price Sheet.

1/2 pairs available



113xSHD
MULTIPOLE
Super High Definition

Balanced (XLR) Connectors



Oracle MA Revision 2 Digital Technology

Based on technology from the Oracle MA-X Digital interface, the Oracle MA Rev.2 Digital interfaces include our unique and patented network technology, similar to the MA-X digital designs. This technology works to eliminate undesirable reflections, RFI and other “false signals” to deliver a jitter-free signal. The sonic benefits of the Oracle MA Rev.2 are truly impressive, creating a dramatically improved sound-stage, enhanced image specificity and very natural timbre and textures.

MIT Cables' Oracle MA Rev.2 Digital Interface is offered in single ended SP/DIF (75 OHM) and Balanced AES/EBU (100 OHM). The Oracle MA Rev.2 is manufactured to exacting AES/EBU specifications.

1

Oracle MA Rev. 2 Digital Interconnect

- Built to true 75 Ohm SPDIF specifications
- 99.999999% OFC
- PE Dielectric
- Outer shield braided for greatest signal rejection

SKU	PRODUCT	QUANTITY	LENGTH
ORADMA-2-1	Oracle MA Digital	1 pc.	1 m (3.3 ft.)
ORADMA-2-1.5	" "	1 pc.	1.5 m (4.9 ft.)
ORADMA-2-2	" "	1 pc.	2 m (6.6 ft.)
ORADMA-2-3	" "	1 pc.	3 m (10 ft.)

Additional lengths available in 1 meter increments: Consult Price Sheet.



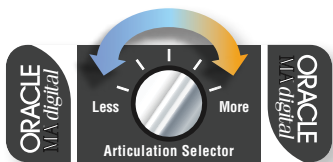
Oracle MA Rev. 2 AES/EBU Digital Interconnect

- Built to 110 Ohm AES/EBU Specifications
- 99.999999% OFC
- 99.9999% Pure copper outer shield to provide maximum rejection of EMI and RFI
- PVC jacket and a PE outer braid for a lifetime of trouble free use

SKU	PRODUCT	QUANTITY	LENGTH
ORADMA-PRO2-1	Oracle MA Balanced Dig	1 pc.	1 m (3.3 ft.)
ORADMA-PRO2-1.5	" "	1 pc.	1.5 m (4.9 ft.)
ORADMA-PRO2-2	" "	1 pc.	2 m (6.6 ft.)
ORADMA-PRO2-3	" "	1 pc.	3 m (10 ft.)

Additional lengths available in 1 meter increments: Consult Price Sheet.





Oracle MA-X Digital Technology

with A.A.R.M.—Adjustable Articulation Response Module

The Oracle MA-X Digital is the world's first fully-adjustable articulation SPDIF interface. The Oracle MA-X Digital interface includes our proven patented network technology that eliminates undesirable reflections and false signals.

The Oracle MA-X Digital articulation selector allows the listener to “fine tune” this important interface for **optimal balance between detail, imaging and musicality**. All with the simple rotation of the MIT patent-pending Articulation Selector that is integrated into every Oracle MA-X Digital interface.

Oracle MA-X Digital Interconnect

- A.A.R.M. for adjustability
- Built to true 75 Ohm SPDIF specifications
- 99.99999% OFC
- PE Dielectric
- Outer shield braided for greatest signal rejection

SKU	PRODUCT	QUANTITY	LENGTH
ORADMA-X-1	Oracle MA-X Digital	1 pc.	1 m (3.3 ft.)
ORADMA-X-1	" "	1 pc.	1.5 m (4.9 ft.)
ORADMA-X-2	" "	1 pc.	2 m (6.6 ft.)
ORADMA-X-3	" "	1 pc.	3 m (10 ft.)

Additional lengths available in 1 meter increments: Consult Price Sheet.



Oracle MA-X AES/EBU Digital Interconnect

- A.A.R.M. for adjustability
- Built to 110 Ohm AES/EBU Specifications
- 99.99999% OFC
- PE Dielectric
- 99.9999% Pure copper outer shield to provide maximum rejection of EMI and RFI
- PVC jacket and a PE outer braid for a lifetime of trouble free use

SKU	PRODUCT	QUANTITY	LENGTH
ORADMA-XPRO-1	Oracle MA-X AES/EBU Dig	1 pc.	1 m (3.3 ft.)
ORADMA-XPRO-1.5	" "	1 pc.	1.5 m (4.9 ft.)
ORADMA-XPRO-2	" "	1 pc.	2 m (6.6 ft.)
ORADMA-XPRO-3	" "	1 pc.	3 m (10 ft.)

Additional lengths available in 1 meter increments: Consult Price Sheet.



Tip: Read about A.A.R.M. Technology on Page A3



Oracle MA-X Phono Interconnect



A.A.R.M. (Adjustable Articulation Response Module) on the Oracle MA-X phono interconnect.

The Oracle MA-X phono interconnect is the world's first phono interface to offer fully-adjustable articulation control. The Oracle MA-X is the new industry standard, raising the bar to an unsurpassed 68 poles of articulation. With 68 poles of articulation, the timbre is full, natural and rich, and the textures remain thick and dense, ensuring that voices and instruments will not lose their natural tones. All voices and instruments are “painted” on a noise-free background and portrayed within a large three-dimensional soundstage, remaining rock solid over a greater dynamic range.

1

Oracle MA-X Phono Interconnect

- A.A.R.M. for adjustability
- RCA to RCA standard. The Oracle phono can be custom ordered to match various tone arms and phono pre-amps/inputs

SKU	PRODUCT	QUANTITY	LENGTH
ORAMA-X PHONO -1	Oracle MA-X Phono	1 pc.	1 m (3.3 ft.)
ORAMA-X PHONO -2	" "	1 pc.	2 m (6.6 ft.)
ORAMA-X PHONO -3	" "	1 pc.	3 m (10 ft.)

Additional lengths available in 1 meter increments:
Consult Price Sheet.



68X POLES OF
MULTIPOLE ARTICULATION



Tip: Read about Phono Interconnect Technology on Page A2



Tip: Read about A.A.R.M. Technology on Page A3



Oracle MA-X Super High Definition Phono Interconnect



The new SHD Phono interconnect works to control the broadest cross-section of the musical bandwidth, including the lowest of the bass regions, right from the source. This new design articulates down to 10 hz! For example, Electric bass low E is 44 hz, Double bass is 33 hz. Further, it's bass energy that creates the foundation of the soundstage, forming the X Y and Z dimensions of the sonic envelope. Once this envelope is correctly formed, including front to back, the higher frequencies work to paint or suspend seemingly solid images within this space. With the SHD Phono interface, increased saturation of the image allows accurate reproduction of natural timbre down to 10 hz, making even the lowest octaves directional.

110 Poles of Articulation work to reproduce delicate (out of phase) reflections from venue ceilings, walls and stage floors. As a result, room boundaries are redefined to capture the unique sounds of the artists and the "voice" of the room. The Oracle MA-X SHD Phono works to "put you right there in that place" as it delivers the most natural, most enthralling analog listening experience ever thought possible.

The A.A.R.M. – Adjustable Articulation Response Module

The articulation selector allows the listener to "fine tune" this interface for optimal balance between transients, detail, imaging and musicality. See page A3 for additional information.

F.M.C. "Formant Management Control".

After years on the table as a concept, FMC is a new technology applied as an additional and adjustable feature. Besides A.A.R.M., this second adjustment works to assist in the reproduction of correct, realistic and believable formation of "spectral energy" (also known as "acoustic energy") around sonic images as they form in space. By adjusting this knob, you can properly position this spectral energy to reproduce unique formants that artists use to create their particular "sound or voice". See page A5 for additional information.



Other Features & Benefits

- **SIT and JFA Technology**—SIT® (Stable Image Technology) and JFA® (Jitter Free Analog). Stable Image Technology ensures that the soundstage will retain its proper dimensional proportions, regardless of power demands, while Jitter Free Analog ensures that all images emitted from within the soundstage are heard from a black background with precise location and clarity, regardless of your choice of volume setting. See page A4 for additional information.
- **110 Poles of Articulation**—Proven Oracle-derived Multipole™ Technology reveals the textures, timbres and harmonics at reference levels of performance. See mitcables.com/multipole-technology/ for more on Multipole Technology. See page A1 for additional information.
- **Selectable Impedance**—allow the user to match the cable's impedance to the input and output impedances for your hardware. This allows the user to optimize sonic performance, improving tonality, micro dynamics, image size and specificity. See page A2 for additional information.

Oracle MA-X SHD Phono Interconnect

SKU	PRODUCT	QUANTITY	LENGTH
ORAMA-X SHD PHONO -1	Oracle MA-X SHD Phono	1 pc.	1 m (3.3 ft.)
ORAMA-X SHD PHONO -2	" "	1 pc.	2 m (6.6 ft.)
ORAMA-X SHD PHONO -3	" "	1 pc.	3 m (10 ft.)

Additional lengths available in 1 meter increments: Consult Price Sheet.

Also
available
with:



2 *Speaker Interfaces*

Oracle Matrix HD 90

*Section/Page***Oracle Matrix HD 90 Rev.2***Single-Ended* 2.2*Bi-Wired* 2.2

Oracle Matrix SHD 120

Oracle Matrix SHD 120 Rev.2*Single-Ended* 2.3*Bi-Wired* 2.3

ACC Articulation Control Console

ACC 169 *Single-Ended* 2.4**ACC 173BW** *Bi-Wired* 2.4**ACC 206** *Single-Ended* 2.5**ACC 210BW** *Bi-Wired* 2.5**ACC 268** *Single-Ended* 2.6**ACC 272BW** *Bi-Wired* 2.6

Speaker Interface Upgrades

Oracle and Oracle Matrix Upgrades 2.7

Speaker Jumper Cables

Oracle Jumper Set 2.8

Oracle Matrix HD 90 Rev 2: Affordable F.A.T. Technology

Built to the same exacting HD specifications as the Oracle Matrix HD120, The Oracle Matrix HD 90 Rev.2 uses the same cost-effective combination of materials in its enclosure, including a CNC machined T6 billet aluminum base which isolates and protects sympathetic vibrations from entering the internal networks to avoid any loss of image. Featuring F.A.T. Technology with a base of 90 Poles in SD mode and 115 Poles in HD mode, similar its predecessor (Oracle Matrix HD 90 Rev.1), the Rev.2 introduces 2C3D technology. The addition of 2C3D along with HD technology gives you an unmatched soundstage and the most natural of timbres and textures.

Oracle Matrix HD 90 Rev. 2 Speaker Interface

- 90 Poles of Articulation (SD Mode)
- 115 Poles of Articulation (HD Mode)
- 2C3D In/Out for tuning soundstage preference

SKU	DESCRIPTION	LENGTH
ORASMTRXHD90.2S-08	Oracle Mtrix HD90 Rev.2	8 feet
ORASMTRXHD90.2S-10	" " "	10 feet
ORASMTRXHD90.2S-12	" " "	12 feet
ORASMTRXHD90.2S-15	" " "	15 feet

Additional lengths available in 5 ft increments: Consult Price Sheet.

**Oracle Matrix HD 90 Rev. 2 Bi-Wired Speaker Interface**

- 94 Poles of Articulation (SD Mode)
- 119 Poles of Articulation (HD Mode)
- 2C3D In/Out for tuning soundstage preference

SKU	DESCRIPTION	LENGTH
ORASMTRXHD90.2BW-08	Oracle Mtrix HD90 Rev.2	8 feet
ORASMTRXHD90.2BW-10	" " "	10 feet
ORASMTRXHD90.2BW-12	" " "	12 feet
ORASMTRXHD90.2BW-15	" " "	15 feet

Additional lengths available in 5 ft increments: Consult Price Sheet.



Tip: Read about F.A.T. Technology on Page A3



Tip: Read about the advantages of Bi-Wiring Technology on Page A2



Oracle Matrix SHD 120 Revision 2



Built off of the Oracle SHD120 platform, the Oracle SHD120 Rev. 2 houses its networks inside of a CNC machined t6 billet aluminum enclosure to isolate and protect sympathetic vibrations from entering the internal network. F.A.T. technology gives the listener the ability to tune up (or down) the number of Poles, offering the flexibility to listen to various qualities of recordings without being too critical. New to the SHD120 Rev. 2 is the addition of 2C3D technology, giving listeners the best in soundstage and realism in natural sounding textures and timbre.



Oracle Matrix SHD 120 Rev. 2 Speaker Interface

- 120 Poles of Articulation (*High Definition Mode*)
- 145 Poles of Articulation (*Super High Definition Mode*)
- 2C3D In/Out for tuning soundstage preference

SKU	DESCRIPTION	LENGTH
ORASMTRXSHD120.2S-08	Oracle Mtrix SHD 120 Rev.1	8 feet
ORASMTRXSHD120.2S-10	" "	10 feet
ORASMTRXSHD120.2S-12	" "	12 feet
ORASMTRXSHD120.2S-15	" "	15 feet

Additional lengths available in 5 ft increments: Consult Price Sheet.



Oracle Matrix SHD 120 Rev. 2 Bi-Wired Speaker Interface

- 124 Poles of Articulation (*High Definition Mode*)
- 149 Poles of Articulation (*Super High Definition Mode*)
- 2C3D In/Out for tuning soundstage preference

SKU	DESCRIPTION	LENGTH
ORMTRXSHD120.2BW-08	Oracle Mtrix SHD 120BW Rev.1	8 feet
ORMTRXSHD120.2BW-10	" "	10 feet
ORMTRXSHD120.2BW-12	" "	12 feet
ORMTRXSHD120.2BW-15	" "	15 feet

Additional lengths available in 5 ft increments: Consult Price Sheet.



Tip: Read about 2C3D Technology on Page A4





The moniker *Note Perfect* was chosen by Bruce Brisson to represent MIT product or products that meet or exceed his best expectations. Look for this symbol of excellence when working on systems that are intended to return performance without peer.

ACC 169 and *ACC 173BW* are the first of the three ACC Series performance levels, suited to any high resolution speaker that is dynamic and well powered. The unique enclosure is designed to allow the large “music hose” to couple with the face, or dashboard end of the enclosure and the output tails exit the opposite end at the binding posts. This allows easy access to the unique ACC controls for swift and accurate setup. There are 169 MIT poles of articulation inside and at work preserving the delicate and complex musical signal. At the same time it is storing and delivering reserve power to the driver complement, whenever additional energy is required by the performance. This is where the 2C3D effect is realized. When the ACC 169 or 173BW’s are installed in a top tier system, musical presentation will seem faster and begin to “pop” and “hang in space” while remaining “easy” or “open” sounding and articulate in detail.

ACC 169 Articulation Console Speaker Interface



SKU	DESCRIPTION	LENGTH
ARTCTR.168-08	ACC 169 Speaker Interface	8 feet
ARTCTR.168-10	" " "	10 feet
ARTCTR.168-12	" " "	12 feet
ARTCTR.168-15	" " "	15 feet

Additional lengths available in 5 ft increments:
Consult Price Sheet.

ACC 173BW Articulation Console Bi-Wired Speaker Interface





SKU	DESCRIPTION	LENGTH
ARTCTR.173BW-08	ACC 173 Bi-Wired Sp. Interface	8 feet
ARTCTR.173BW-10	" " "	10 feet
ARTCTR.173BW-12	" " "	12 feet
ARTCTR.173BW-15	" " "	15 feet



Additional lengths available in 5 ft increments: Consult Price Sheet.



Weight:
10.7 lbs./4.85 Kg
each





The moniker *Note Perfect* was chosen by Bruce Brisson to represent MIT product or products that meet or exceed his best expectations. Look for this symbol of excellence when working on systems that are intended to return performance without peer.

ACC 206 and **ACC 210BW** are the culmination of the smaller size of the **ACC 169** plus the stylish and vibration isolating features from the ACC 268. To increase performance MIT adds more poles of articulation, which are allowed by the slightly larger enclosure. This unit is beautifully designed to sit next to, or behind, a mid to large sized speaker enclosure. The **ACC 206** and **ACC 210BW** enable the listener to enjoy increased saturation of image that will appear seamless to the listener with textures and timbre that are realistic, believable and hugely dimensional from left to right, from front to back and from top to bottom. The unique 2C3D capabilities of this design are astonishingly realistic, and at the same time invisible in terms of speakers and speaker placements. The “speakers disappear” is the description most commonly used by knowledgeable audiophiles when they first experience this model.

ACC 206 Articulation Console Speaker Interface

SKU	DESCRIPTION	LENGTH
ARTCTR.206-08	ACC 206 Speaker Interface	8 feet
ARTCTR.206-10	“ “ “ “	10 feet
ARTCTR.206-12	“ “ “ “	12 feet
ARTCTR.206-15	“ “ “ “	15 feet

Additional lengths available in 5 ft increments:
Consult Price Sheet.



206X MULTIPOLE

2C 3D 2C3D Switching

ACC 210BW Articulation Console Bi-Wired Speaker Interface

SKU	DESCRIPTION	LENGTH
ARTCTR.210BW-08	ACC 210 Bi-Wired Sp. Interface	8 feet
ARTCTR.210BW-10	“ “ “ “	10 feet
ARTCTR.210BW-12	“ “ “ “	12 feet
ARTCTR.210BW-15	“ “ “ “	15 feet

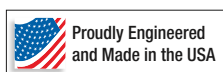


Additional lengths available in 5 ft increments: Consult Price Sheet.

210X MULTIPOLE • BI-WIRED

2C 3D 2C3D Switching



Weight:
17.4 lbs./7.9 Kg
each





The moniker *Note Perfect* was chosen by Bruce Brisson to represent MIT product or products that meet or exceed his best expectations. Look for this symbol of excellence when working on systems that are intended to return performance without peer.

ACC 268 and *ACC 272BW* are the cost no object, no holds barred, no detail not considered product of Bruce Brisson's lifetime of engineering and design experience. This project culminates everything he has learned along the way of his 35 years leading our industry to the heights that were once unimaginable. The *ACC 268* is his "manifesto" to the others who are seeking the highest ends of audio playback with the ultimate goal of transporting one's self into the event, into the room and with the people who made some of the most beautiful sounds in the universe.

ACC 268 Articulation Console Speaker Interface



2

SKU	DESCRIPTION	LENGTH
ARTCTR.268-08	ACC 268 Sp Interface	8 feet
ARTCTR.268-10	" "	10 feet
ARTCTR.268-12	" "	12 feet
ARTCTR.268-15	" "	15 feet

Additional lengths available in 5 ft increments:
Consult Price Sheet.

ACC 272BW Articulation Console Bi-Wired Speaker Interface



SKU	DESCRIPTION	LENGTH
ARTCTR.272BW-08	ACC 272 Bi-Wired Sp. Interface	8 feet
ARTCTR.272BW-10	" "	10 feet
ARTCTR.272BW-12	" "	12 feet
ARTCTR.272BW-15	" "	15 feet


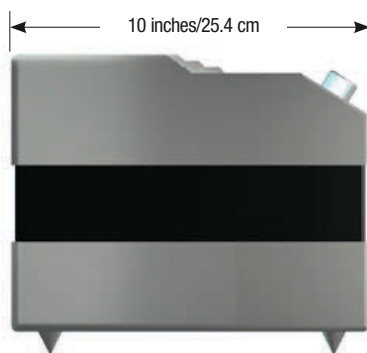
272X MULTIPOLE • BI-WIRED



Additional lengths available in 5 ft increments: Consult Price Sheet.



Weight:
45 lbs./20.4 Kg
each



Oracle Speaker Interface Upgrades

MIT Cables has UPGRADED versions available of the legendary Oracle Series speaker interfaces. These upgrades feature one of the most ground-breaking technologies ever offered by MIT's laboratories: 2C3D circuitry.

MIT is able to pass on substantial savings to current owners of Oracle MA products by reusing portions of the existing interfaces during the factory upgrade process. A full MIT Limited Lifetime Warranty (online or by mail) is included with the upgrade.

SKU	DESCRIPTION
UPORMTRX90.1-90.2	Oracle Matrix HD 90.1 to Oracle Matrix HD 90.2 Upgrade Adds 2C3D circuitry with 2C3D "In-Out" switch to front panel. Includes new etchplates.
UPSHD120-SHD120.1	Oracle Matrix SHD120 to SHD120.2 Upgrade Adds 2C3D circuitry with 2C3D "In-Out" switch to top panel. Includes new etchplates.
UPMA-XSHD-MA-XSHD.1	Oracle MA-X SHD to Oracle MA-X SHD.1 Upgrade Adds 2C3D circuitry with 2C3D "In-Out" switch to top panel. Includes new etchplates.

2


For other upgrade questions, Please call the MIT sales department at 916-625-0129.

Oracle Jumper Cables designed to fit bi-wire speaker applications perfectly—for a clean, reliable connection!

Built to match the output tails of all Oracle speaker tails. This is a perfect match to jump a single wired Oracle speaker interface to a biwired speaker. Standard length is 32 inches (81.3 cm). Fixed price—may be cut to custom lengths below 32 inches.

Oracle Jumper Set

SKU	DESCRIPTION	QUANTITY
ORJUMP-32	Oracle Jumper set	set of 4



3

Power Products

AC Power Cords—Non Networked *Section/Page**Oracle Z-Cord Reference* 3.2*Oracle Z-Cord Reference-International* 3.2**AC Power Filter Cords—Networked***Oracle Z-Cord Reference-FP* 3.3*Oracle Z-Cord Reference-FP-international* 3.3**NEW!****Z Powerbar II***Z Powerbar II 110V* 3.4*Z Powerbar II 230V* 3.5**NEW!****PMC—Power Management Console***PMC 110V* 3.6*PMC 230V* 3.7

*When ordering Power Cords for use
outside the US & Canada:
Use chart on page 3.2*

The next step in non-networked AC power cords. The new Oracle Z-Cord Reference power cord is constructed using the highest quality materials combined with MIT’s unique high performance cable.

Oracle Z-Cord Reference (Non networked, featuring premium materials construction)

The Oracle Z-Cord Reference features proprietary high performance cable with perhaps the best measureable performance of any non-networked AC cable on the market today. This unique winding topology combined with the highest quality silver-clad conductors and the finest dielectrics results in an AC power cable that exhibits an extremely low noise floor and reduces dielectric distortions to well below the audible level. The benefits of this intense attention to detail are greatly improved dynamic contrasts, improved low level detail, and proper image localization and stability.



CODE	DESCRIPTION	LENGTH
ORACLEZC-2	Oracle Z-Cord Reference AC cord	2 meter (6.6 ft.)
ORACLEZC-3	" " "	3 meter (9.8 ft.)
ORACLEZC-4	" " "	4 meter (13.2 ft.)

3

INTERNATIONAL—Add codes from chart below


CODE	DESCRIPTION	LENGTH
ORACLEZC-2-XX	Oracle Z-Cord Reference AC cord	2 meter (6.6 ft.)
ORACLEZC-3-XX	" " "	3 meter (9.8 ft.)
ORACLEZC-4-XX	" " "	4 meter (13.2 ft.)

Additional lengths available in 1 meter increments: Consult Price Sheet.

Plug Configurations available: Please add code to SKU


Example: ORACLEZC-2-UK for United Kingdom

SKU+




Australia
(Including New Zealand;
China, Peoples Rep.;
Fiji; Papua New Guinea)

SKU+




United Kingdom
(Including Hong Kong; India; Kenya;
Kuwait; Malaysia; Nepal; Oman; Pakistan;
S. Africa; Singapore; U.A.R. and more)


SKU+

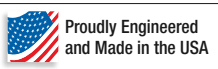


European Union
(Shuko type)
(Including Brazil; Egypt; Finland; Germany;
Hungary; Iceland; Netherlands; Norway;
Poland; Portugal; Russia; Sweden; Turkey;
Zambia and more)

SKU+



Japan
(PSE type)
Now required for all AC applications
in Japan




The ultimate in networked AC filter power cords. The Oracle Z-Cord Reference FP features the same proprietary high performance cable as the Oracle Z-Cord Reference. The unique winding topology combined with the highest quality silver-clad conductors and the finest dielectrics, and adds MIT's patented Filterpole technology and housing it in the same billet aluminum enclosures as the Oracle interconnects protecting the passive parallel networks from sympathetic vibrations, resulting in an AC power cable that exhibits an extremely low noise floor and reduces dielectric distortions to well below the audible level. The benefits of this intense attention to detail are greatly improved dynamic contrasts, improved low level detail, and proper image localization and stability.



Oracle Z-Cord Reference FP

- Filterpole Technology—7 Filterpoles
- Power factor correction circuitry
- Hospital grade connectors
- Billet Aluminum Enclosure to reject sympathetic vibrations

SKU	DESCRIPTION	LENGTH
ORACLEZCFP-2	Oracle Z-Cord FP networked AC cord	2 meter (6.6 ft.)
ORACLEZCFP-3	" " "	3 meter (9.8 ft.)
ORACLEZCFP-4	" " "	4 meter (13.2 ft.)



INTERNATIONAL—Add codes from chart below

CODE	DESCRIPTION	LENGTH
ORACLEZCFP-2-XX	Oracle Z-Cord FP networked AC cord	2 meter (6.6 ft.)
ORACLEZCFP-3-XX	" " "	3 meter (9.8 ft.)
ORACLEZCFP-4-XX	" " "	4 meter (13.2 ft.)

Additional lengths available in 1 meter increments: Consult Price Sheet.

Plug Configurations available: Please add code to SKU Example: ORACLEZC-2-UK for United Kingdom

SKU+



Australia

(Including New Zealand;
China, Peoples Rep.;
Fiji; Papua New Guinea)

SKU+



United Kingdom

(Including Hong Kong; India; Kenya;
Kuwait; Malaysia; Nepal; Oman; Pakistan;
S. Africa; Singapore; U.A.R. and more)

SKU+



European Union (Shuko type)

(Including Brazil; Egypt; Finland; Germany;
Hungary; Iceland; Netherlands; Norway;
Poland; Portugal; Russia; Sweden; Turkey;
Zambia and more)

SKU+



Japan (PSE type)

Now required for all AC applications
in Japan



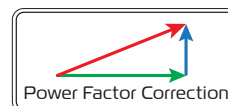
Tip: Read about Filterpole Technology on Page A4



Proudly Engineered
and Made in the USA

Z Powerbar II—110V

Z Powerbar II—MIT introduces an all new “Audiophile Grade” energy distribution system with noise devouring filters plus dual switches to enable additional tuning of PFC (Power Factor Correction).



Based on proven parallel noise filtration circuits The Z Powerbar II adds another 12 “filter poles” to increase efficiency from 24 to 36 poles over the original Powerbar. As you would expect, these additional parallel filters are strategically placed on bands that carry unwanted high frequency noise.

Power Factor can change over the period of the day. Also, your neighbors can inject noise into the power lines you share. Besides the additional filtration, the Z Powerbar II has two front mounted switches to adjust Power Factor to maximize efficiency.

Features and Benefits:



- **Thirty-six parallel tuned filters** operating over an Ultra Wide bandwidth, engineered to “attract and destroy” AC noise from incoming 110V, 50-60 Hz AC power sources. (Unlike series filters used by competitors, the Z Powerbar II will not limit current or dynamics!). You can plug power hungry amplifiers directly into the Powerbar II serving up to 1800 watts
- **1 Isolated Hospital Grade duplex (red):** This pair of outlets are switched on at the back of the unit near the resettable fuse. Once in the “on” position, they remain “always hot” for devices with memory that must remain on when not in use.
- **5 (Orange) duplexes** are switched on by the power switch on the front of the Z PB II to power up the individual components. Each duplex is Isolated from others and features Hospital Grade clamping power needed for a solid grip to the blades on large gauge power cords. Will support more than 1.5 lbs at the plug.
- **Power Factor correction:** Dual PFC switches to tune incoming AC power for maximum efficiency.
- **Surge and spike protection:** for noise-free A/V performance and improved service life.
- **15 amp 115V or 10 amp 230V breakers** with resettable switch.
- **Excellent for silent AV power distribution** near fluorescent lights and low voltage lighting.
- **Includes UL approved power cord (USA).** Japan units include PSE approved power cord and PSE approved duplex outlets.

SKU	DESCRIPTION
POWERBAR II	Z Powerbar II—110V



NEMA 15 US configuration shown.



Z Powerbar II—220-250V—CE (Shuko)



Features and Benefits:



• **Thirty-six parallel tuned filters** operating over an Ultra Wide bandwidth, engineered to “attract and destroy” AC noise from incoming 110V, 50-60 Hz AC power sources. (Unlike series filters used by competitors, the Z Powerbar II will not limit current or dynamics!). You can plug power hungry amplifiers directly into the Powerbar II serving up to 1800 watts

• **1 Isolated Shuko (red):** This outlet is switched on at the back of the unit near the resettable fuse. Once in the “on” position it will remain “always hot” for devices with memory that must remain on when not in use.

• **3 (Orange) Isolated Shuko outlets** switched on by the power switch on the front of the ZPBII to power up the individual components.

• **Power Factor correction:** Dual PFC switches to tune incoming AC power for maximum efficiency.

• **Surge and spike protection:** for noise-free A/V performance and improved service life.

• **10 amp 230V breaker** with resettable switch.

• **Excellent power delivery** when silent AV power distribution is needed near fluorescent lights and low voltage lighting.

• **Includes CE approved power cord** and CE approved Shuko outlets.

• **Robust grounding system** to quiet and protect separate components that may include sensitive high end turntables.


• **Ideal for Analog and Digital components** operating on the same circuit.

3

SKU	DESCRIPTION
POWERBAR II CE	Z Powerbar II—230V

“Understanding Power Factor”— To download a PDF version of this publication, go to <https://mitcables.com/download/1918/>

Always Perfect Power!™



Dual PFC switches to tune incoming AC power for maximum efficiency.



CE-European configuration.



PMC—Power Management Console 110V



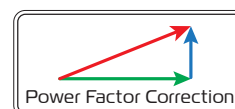
The PMC is the quintessential power management device designed and developed for the most discriminating audiophiles, recording engineers, recording artists, scoring professionals, movie production and sound engineering professionals.



2C3D Sound 2C3D is a technology pioneered by Bruce Brisson of *MIT Cables*. As the name suggests, 2C3D is an engineered solution that creates a believable three-dimensional soundstage from a two-channel system. 2C3D technology provides the optimal balance between timbre, detail, imaging and soundstage. With power management by PMC it becomes simple to identify individual instruments and voices within a defined, natural and lifelike soundstage—at any volume level. Until now, this could only be provided by MIT line level interfaces or MIT speaker interfaces.

The 2C3D Power Management Console provides the ability to tune incoming power to help produce an emotional experience, like we get while listening to live music; similar to a full-body immersive experience. From the improved management of incoming power, the live “feel” of a musical performance is achieved as if you were present in the same air and space as the original event. The PMC dashboard includes 2 separate 2C3D switches to tune and enhance this visceral experience.

Power Factor Correction In a simple and general sense, Power Factor describes how much power is sent to the load versus how much power is returned to the supply. Specifically, in AC circuits, Power Factor is the ratio of the “real power” (used to do work) and the “apparent power” (that is supplied to the circuit).



The PMC includes two switches marked as “PFC 1” and “PFC 2” used to engage proprietary circuits designed to offer additional control of the Power Factor.

Features and Benefits:



- **Forty-eight parallel tuned filters** operating over an Ultra Wide bandwidth, engineered to “attract and destroy” AC noise from incoming 110V, 50-60 Hz AC power sources.

(Unlike series filters used by competitors, the *PMC* will not limit current or dynamics!). You can plug power hungry amplifiers directly into the *PMC* serving up to 1800 watts.

- **1 Isolated Hospital Grade duplex (red):** This pair of outlets are switched on at the back of the unit near the resettable fuse. Once in the “on” position, they remain “always hot” for devices with memory that must remain on when not in use.
- **3 (Orange) duplexes** are switched on by the power switch on the front of the *PMC* to power up the individual components. Each duplex is Isolated from others and features Hospital Grade clamping power needed for a solid grip to the plug blades on large gauge power cords. The *PMC* will support more than 1.5 lbs at the plug.
- **“Floating plinth” and Busbar** to strengthen, support and isolate circuits from sympathetic (external) resonances and to decouple any internal resonances imparted by circuits in use.
- **2C3D (2 Channel 3 Dimensional)** power maximizer circuits to control and enhance the positive effect of audio imaging between, beyond and outside of the speakers. Will enhance the visceral and emotional effects that live music imparts on the audience. This feature is unique to the *PMC*.
- **Power Factor correction:** Dual PFC switches to tune incoming AC power for maximum efficiency as it powers up components.
- **Surge and spike protection:** for noise-free A/V performance and improved service life of all system components.
- **15 amp 115V or 10 amp 230V breakers** with resettable switch.
- **Excellent for silent AV power distribution** near fluorescent lights and low voltage lighting.
- **Includes UL approved power cord (USA).** Japan units include PSE approved power cord and PSE approved duplex outlets.
- **Robust grounding system** to quiet and protect separate components and high end turntables.
- **Ideal for Analog and Digital components** operating on the same circuit.



SKU	DESCRIPTION
PMC	Power Management Console—110V



PMC—Power Management Console 230V EU



Features and Benefits:



- **Forty-eight parallel tuned filters** operating over an Ultra Wide bandwidth, engineered to “attract and destroy” AC noise from incoming 110V, 50-60 Hz AC power sources. (Unlike series filters used by competitors, the Z Powerbar II will not limit current or dynamics!). You can plug power hungry amplifiers directly into the Powerbar II serving up to 1800 watts
- **1 Isolated Shuko (red):** This outlet is switched on at the back of the unit near the resettable fuse. Once in the “on” position it will remain “always hot” for devices with memory that must remain on when not in use.
- **3 (Orange) Isolated Shuko outlets** switched on by the power switch on the front of the PMC to power up the individual components.
- **“Floating plinth” and Busbar** to strengthen support and isolate circuits from sympathetic (external) resonances and to decouple any internal resonances imparted by circuits in use.
- **2C3D (2Channel 3 Dimensional)** power maximizer circuits to control and enhance the positive effect of audio imaging between, beyond and outside of the speakers. Will enhance the visceral and emotional effects that live music imparts on the audience. This feature is unique to the PMC.
- **Power Factor correction:** Dual PFC switches to tune incoming AC power for maximum efficiency as it powers up components.
- **Surge and spike protection:** for noise-free A/V performance and improved service life of all connected components.
- **10 amp 230v breaker** with resettable switch.
- **Excellent power delivery** when silent AV power distribution is needed near fluorescent lights and low voltage lighting.
- **Includes CE approved power cord** and CE approved Shuko outlets.
- **Robust grounding system** to quiet and protect separate components that may include sensitive high end turntables.
- **Ideal for Analog and Digital components** operating on the same circuit.

SKU	DESCRIPTION
PMC CE	Power Management Console—220V



CE-European configuration



NEMA 15 US configuration



Control switches on front panel: 2C3D and Power Factor Correction (PFC).



MIT Multipole™ Technology Explained

Discover what many recordings and film studios have known for the past 20 Years-- MIT Audio Interfaces deliver the highest degree of signal integrity!



Every audio cable, no matter the manufacturer, has a point along the audio bandwidth where the relationship of capacitance and inductance is most efficient at storing energy. We refer to this point of efficiency as an **Articulation Pole**. Electrically, articulation is a measure of the efficiency of a cable or network to store energy and transport power. This transportable power is used to move the speaker and produce sound. The more efficiently the energy is stored and then transported, the more natural the sound will be.

A cable that has its Articulation Pole tuned to a high frequency is described by audiophiles as “bright” or “fast.” Conversely, a cable that has its Articulation Pole tuned to a lower frequency would be described by audiophiles as “muddy” or “veiled.” MIT Cables’ interfaces are engineered to have multiple Articulation Poles.

Theoretically, if you could use three different cables at the same time, each with a different Articulation Pole, to interconnect two audio components together, you would have an interface with three Articulation Poles; one for the highs, one for the mids, and one for the lows. Together, they would work to transport the audio signal from component to component with more articulation. This is what MIT Cables accomplishes with its patented technology, to a much greater extent, within each engineered interface. We call this Multipole Technology. The benefit is more lifelike vocals and instruments, mid and high frequencies become less bright or tiring, voices are clear and understandable, and bass frequencies become tight and deep.

Graph A: Represents the bandwidth of an 88-key piano, highlighted in blue, as it compares to the audible range of the human ear. We will use this graph to describe how well a cable articulates across the audible bandwidth.

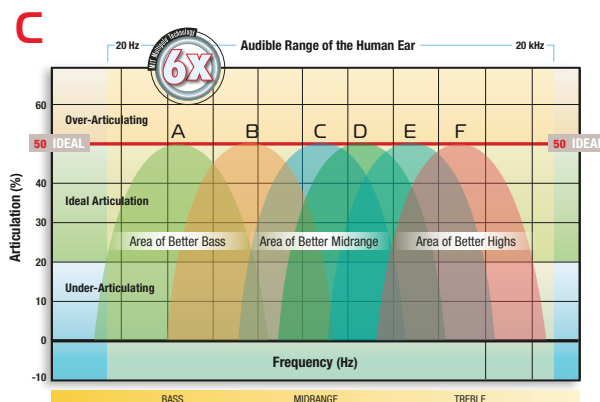
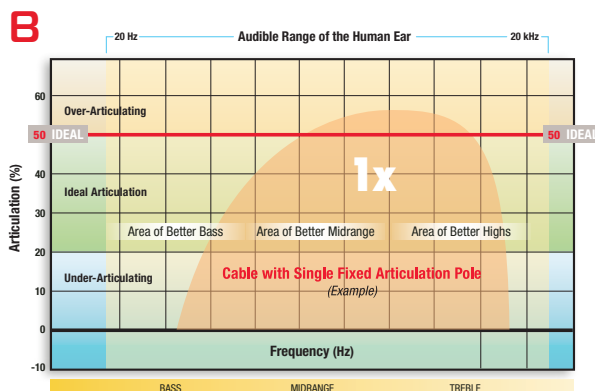
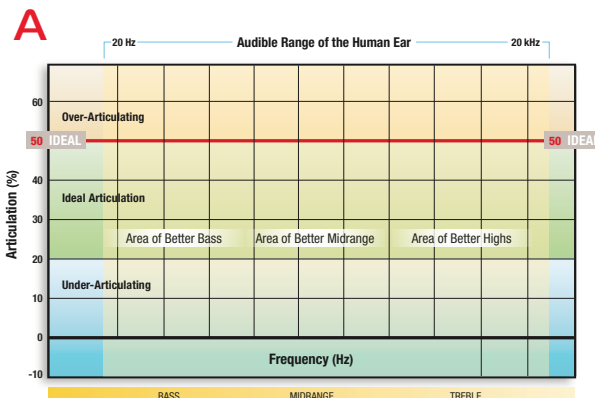
Graph B: Standard (single pole) cables have a relatively narrow region (yellow arch) where the cable is articulating ideally. Note that the blue area remaining is considered less than ideal in terms of articulation.

Graph C: Using MIT’s Patented Multipole™ network technology, MIT engineers add additional poles / points (6 shown) of articulation to further extend the articulation bandwidth of your audio system so that you may enjoy all of the music.

When choosing cables, look for the Multipole Technology logo with the performance rating. There, you will see how many articulation poles are in each MIT design. This simple feature will help you select the correct performance level for any system, with complete confidence and accuracy.

Multipole™ Technology.

It’s like having multiple cables in one!™




What does the Impedance Switching Do?



Impedance is the measure of the opposition that an electrical circuit presents to the passage of a current when a voltage is applied. In quantitative terms, it is the complex ratio of the voltage to the current in an alternating current (AC) circuit. It includes both the circuit's resistive, as well as reactive components.

It is well understood that a cable influences the performance of the individual components it is interfacing into a system. Volume output and high frequency loss are the first things that audiophiles notice when impedances are not optimized. MIT has also written papers regarding how the articulation response of the system is also influenced by impedance variations (Please refer to "The Effects of Audio Cable as Related to Articulation of Speech and Music", MIT White Paper No. 102, available on our web site under White Papers).

MIT's Selectable Impedance Networks allow the user to carefully match the cable's impedance to the input and output impedances for your hardware. This allows the user to optimize sonic performance, improving tonality, micro dynamics, image size and specificity, as well as soundstage proportions. This same technology is also available in our MA Series Phono interconnects.



What is a balanced interconnect and why do I want it? When someone asks this question, they are usually referring to a cable with 3 pin XLR connectors. XLR connectors combined with a properly designed cable can provide **better noise rejection** and **potentially greater dynamics** than a single-ended cable (RCA). MIT takes conventional balanced cable design one step further by adding another path for the chassis ground. This additional path is independent of the earth ground that is inside the wire, **allowing MIT balanced interconnects to have the very best noise rejection and audio performance possible.**



Bi-wired Speaker Interfaces: MIT takes bi-wiring a step beyond, creating separate paths for the high and low frequencies by engineering networks for each frequency range.

MIT Bi-Wire technology delivers:

1. increased dynamic range, extended bass with increased bass weight, resolution and clarity.
2. better resolution of fine musical details, accurate soundstaging and imaging.
3. greater transparency across the audible range.



MIT's phono cables are specifically designed for the unique problems that cartridges and phono preamps present. Cartridges generate extremely low output levels, with "high" output cartridges putting 1/1000th the signal level of a typical CD player or other line level source. Noise picked up by the cable can easily distort that signal. Additionally, the terminating impedances of most phono preamps are very different from typical line level inputs. This will alter the articulation of the cable if not designed with that in mind.

To solve both problems, MIT uses a unique doubled-shielded design for noise-free playback, and unique networks with selectable impedance settings (100 Ohm, 1 KOhms and 47 KOhms) in order to get the most from your records.

F.A.T.

Fractional Articulation Technology



Prior to 2007, the thrust of MIT Cables' engineering focused on optimizing a cable's ability to transport an audio signal octave-to-octave. In 2007, MIT introduced Maximum Articulation Technology, which built upon previous Oracle designs to include the optimization of harmonics outside the octave.

Fractional Articulation Technology, developed with a test and measurement technique called Fractional Octave Analysis, is the latest breakthrough in component interfacing from MIT Cables. Building on MA-X Technology, which reveals the entire spectrum of out-of-octave harmonics, F.A.T. reveals all of the music that exists inter-octave. By selecting HD and engaging F.A.T., one hears life-like transients and improved detail within the octaves of complex

music. Simply put, by combining both Maximum Articulation and F.A.T., more of the audio signal is accurately transported through the interface.

The listener can choose between Standard Definition or High Definition (FAT) circuitry with its additional Poles of Articulation. (In the case of the Oracle MA-X SHD, there is an additional switch to engage "Super High Definition" and even more Poles of Articulation). These selections are purely subjective, and is system and listening environment dependant.

For more information on Fractional Articulation Technology, please visit mitcables.com/fat.

A

A.A.R.M.

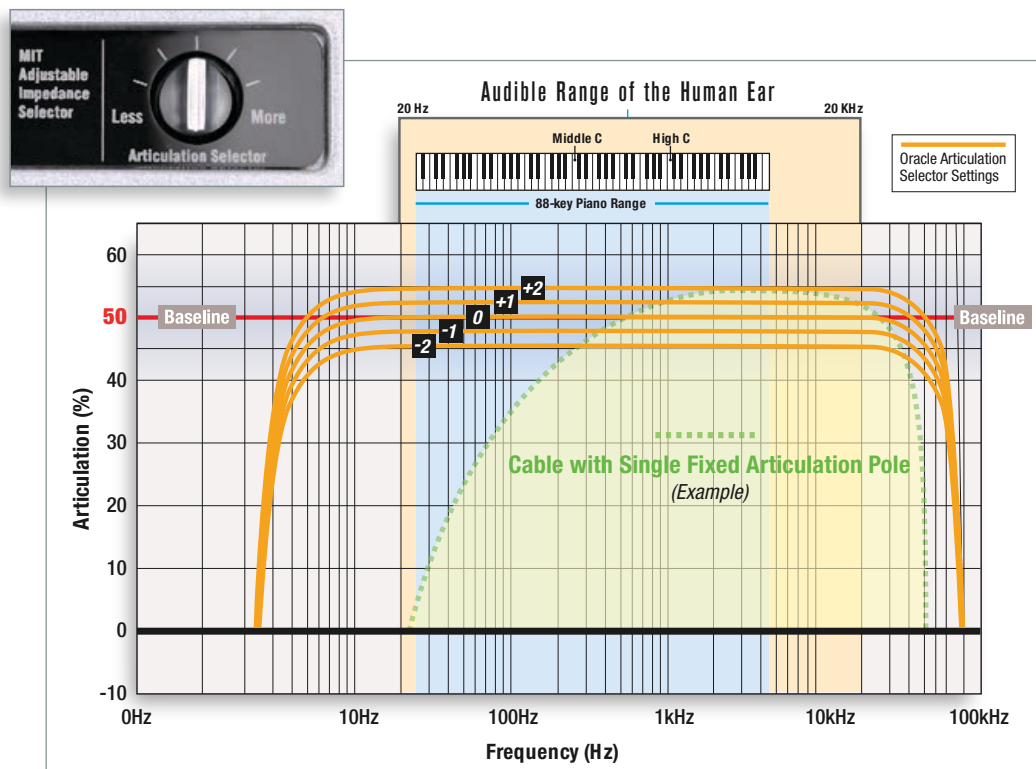
The Adjustable Articulation Response Module

The Oracle MA-X articulation selector allows the listener to "fine tune" this interface for optimal balance between transients, detail, imaging and musicality. All with the simple rotation of the MIT patent-pending Articulation Selector integrated into every Oracle MA-X interconnect.

The illustration below is an artist's rendering of the Oracle MA-X articulation response for each setting of the Articulation Selector switch.

The base line is the 50% line. The plus values raise the articulation above the 50% line, which will enhance system transients, detail, imaging and musicality. The negative values below the 50% line will tend to have the opposite effects on a system.

It is purely subjective when deciding where the selector switch should be set—experiment a bit and set the selector switch where you feel your system performance is best, and enjoy the music!




2C3D

Two-Channel, Three-Dimensional



2C3D provides the listener with the ability to engage a network not present in the original Oracle interfaces: a Two-Channel Three-Dimensional ("2C3D") circuit. 2C3D technology provides listeners with the opportunity to engage a second switch to activate this additional circuit board of tuned networks. Once 2C3D is engaged, the cables will launch energy into the room creating a more physical and immersive experience, much like recalling the "feel" of a live musical performance.

Besides the exquisite tonal character and natural timbre of the 2C3D experience, this feature can help you believe you're in the same "air space" as the performers, prolonging the suspension of disbelief. Listeners report perceiving the energy of a performance fill the room on a crescendo, while cascading away during a pianissimo, then to an absolute black silence. The result of this improvement is the "best seat in the house just got a whole lot better".



A

JFA II—Jitter Free Analog II is an update designed to control a commonly misunderstood effect occurring in most audio systems. This effect is the result of an electrical event that causes the fundamental, or its harmonics, to quickly jitter or "shuttle" slightly within the sonic envelope. It's perceived by the mind's eye as a blur, or halo effect emanating from the sonic image. This phenomenon is damaging to articulation, timbre and the complex textures of music. With JFA II, low level detail is enhanced and spatial cues are believable.

With the exquisite capabilities of the newest generation of dynamic transducers and newly emerging tweeter technologies, the positive effect of JFA II is particularly relevant. Above all, JFA II preserves an accurate, stable music signal. This technology benefits the system not only in the tonal realm, but also by allowing the system to create a stable image within and beyond the edges of the speakers and room.

What are MIT Filterpoles™?

Poles of Attenuation (Referenced in The Impedance Domain)

A properly built AC filter will not only attenuate un-wanted noise on the AC power line, but it will also optimize the power factor.

Power Factor is a (dimensionless) number between 0 and 1. When power factor is equal to 0, the energy flow is entirely reactive, and stored energy in the load returns to the source on each cycle. When the power factor is 1, all the energy supplied by the source is consumed by the load and nothing is reflected back to the source. **MIT was awarded a patent on this technology regarding audio in July 13, 1993: number 5,227,962.**

The best way to attenuate unwanted noise is to create a very low impedance (a zero of impedance across the load which acts as an attenuation pole to the noise) surrounding the frequency (or frequencies) of the undesirable noise. In the case of audio, that would be at any frequency other than the power line frequency. **This is best accomplished by placing a tuned circuit in parallel, around the load. MIT was awarded this patent on November 9, 1993: number 5,260,862.**



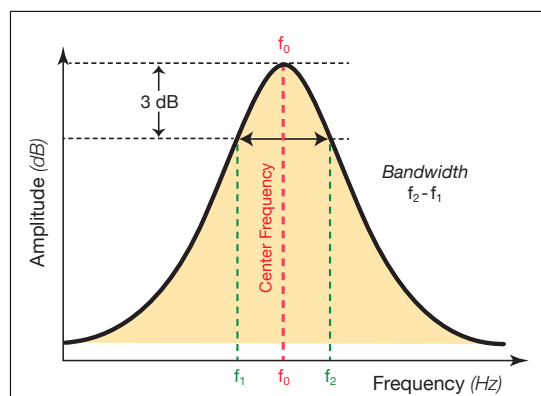
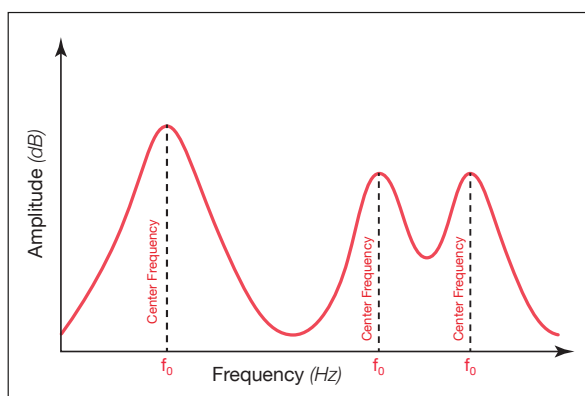
Formants Explained

Formants are frequency peaks in the audio spectrum which have a high degree of energy.

A room can be said to have formants characteristic of that particular room due to the way sound reflects from its walls and objects. Room formants of this nature reinforce themselves by emphasizing specific frequencies and absorbing others.

Properties of resonant curves

Formants are often measured as amplitude peaks in the frequency spectrum of sound. Each peak in a resonant curve can be characterized by a center frequency. A second property of resonant curves is bandwidth—how wide are the peaks. Bandwidth is measured by going down 3dB from the peaks. (See drawings below).



In the broader field of acoustics, formant retains only its original meaning: a broad peak in the spectral envelope of the sound (of a voice, musical instrument, room, etc.). When referring to the formant at about 400 Hz in the sound of a French horn, it is obviously a peak in the spectral envelope that is meant—not one of the resonances.

MIT Cables Limited Lifetime Warranty

MIT Cables Limited Lifetime warranty requires your activation. The warranty period is 90 days from the date of purchase by the original purchaser from an authorized MIT Dealer. For extended Limited Lifetime Warranty on Cable products, simply register your Cable product online, or by US post.

Z series noise filtration systems are covered automatically for 90 days, and extended to 12 months by completing the online registration process, or by US post.

Manufacturer warrants that MIT products shall be free from defects in materials and workmanship for the life of the warranty period. At manufacturer's option, Manufacturer will repair or replace, without additional charge, any product covered hereby that does not comply with this limited warranty.

Manufacturer makes no warranty, express or implied, other than that stated herein. Manufacturer's liability for any loss of claim, including a claim for breach of the warranty of merchantability or any other warranty, including this limited warranty, shall be limited solely and exclusively to replacement or repair of the defective product covered hereby. In no event shall Manufacturer be liable for any other damage, including special, incidental, consequential, or exemplary damages.

This warranty shall be voided in the event the purchaser alters or tampers with the product in any way or uses the product for any purpose other than that for which it is intended, or in any way not in compliance with the instructions contained in the Owners manual (brochure).

Limited Lifetime Warranty - Life of Product

By registering your MIT product within 90 days of purchase, your MIT product warranty will be extended to Limited Lifetime, or to 12 months for Z series filters, to the original owner. To register online please go to <http://www.mitcables.com> and complete the online form. If you prefer to mail it, you can fill out the enclosed warranty card and return it to MIT.

IMPORTANT: Oracle Series products MUST INCLUDE THE SERIAL NUMBER to extend to Limited Lifetime Warranty

FAILURE TO REGISTER WILL RESULT IN THE WARRANTY PERIOD BEING LIMITED TO A PERIOD OF 90 DAYS ONLY

©2019 CVTL, Inc. MIT® products are manufactured and sold exclusively by CVTL, Inc. and are protected by one or more of the following U.S. Patents: 4,994,686; 4,718,100; 5,142,252; 5,227,962; 5,260,862; 5,412,356; 5,791,919; 5,920,410; 5,920,468; 5,956,410; 6,658,119; 7,242,780 and D 314,551; D317,292; D317,293; D462,324; D456,775; D446,778; D436,935.
Other patents pending.



4130 Citrus Ave #9, Rocklin, CA, USA 95677 Phone: 916/625-0129 Fax: 916/625-0149 www.mitcables.com